




HOW TO DRAW A FROG
WEEK 1 - DRAWING TUTORIAL
Ages 4yr-8yr
Step-by-step



STEP 1: Sketch the basic shapes of the frog with your HB. Head, eyes, body, legs & lily pad. Follow the video for the process.



STEP 2: Define the eyes, body & legs with your 2B & then use your HB to sketch in detail of eyes, crown, spots and lily pad.



STEP 3: Define everything with your 2B. Follow the video for the process.



STEP 4: Finish by shading the eyes, crown, spots and tummy and follow the video for the process.